

Cedar Hill Road @ Cedarglen Road

Tuesday, October 17, 2017

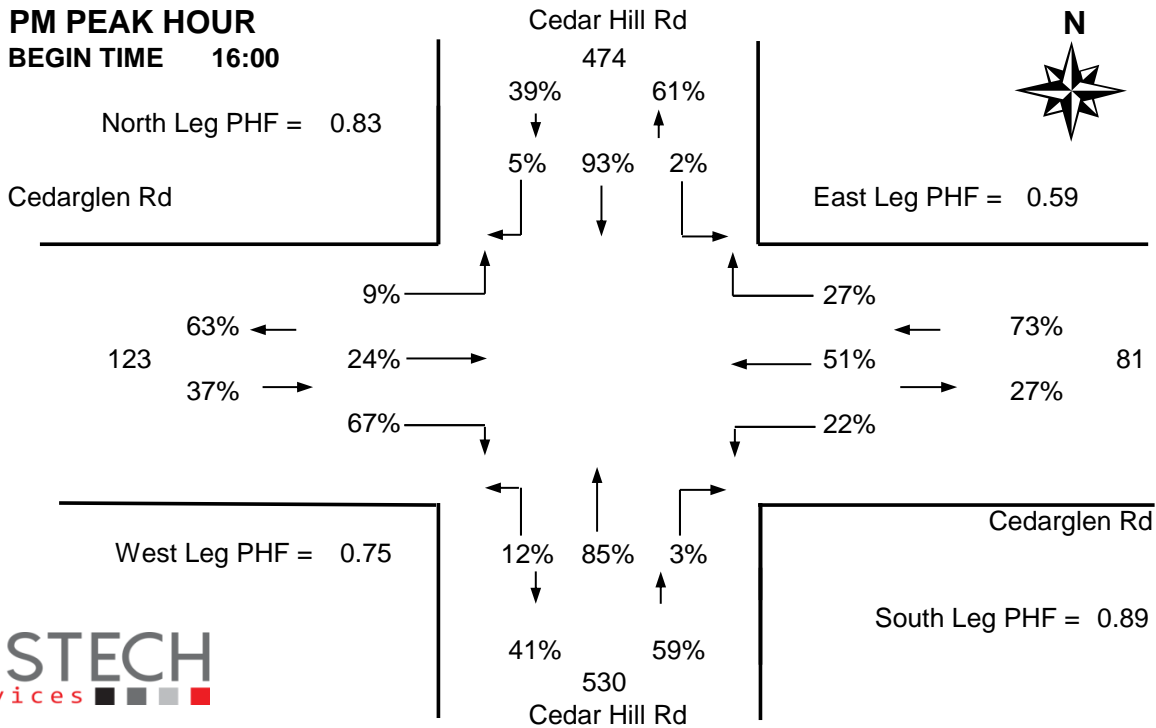
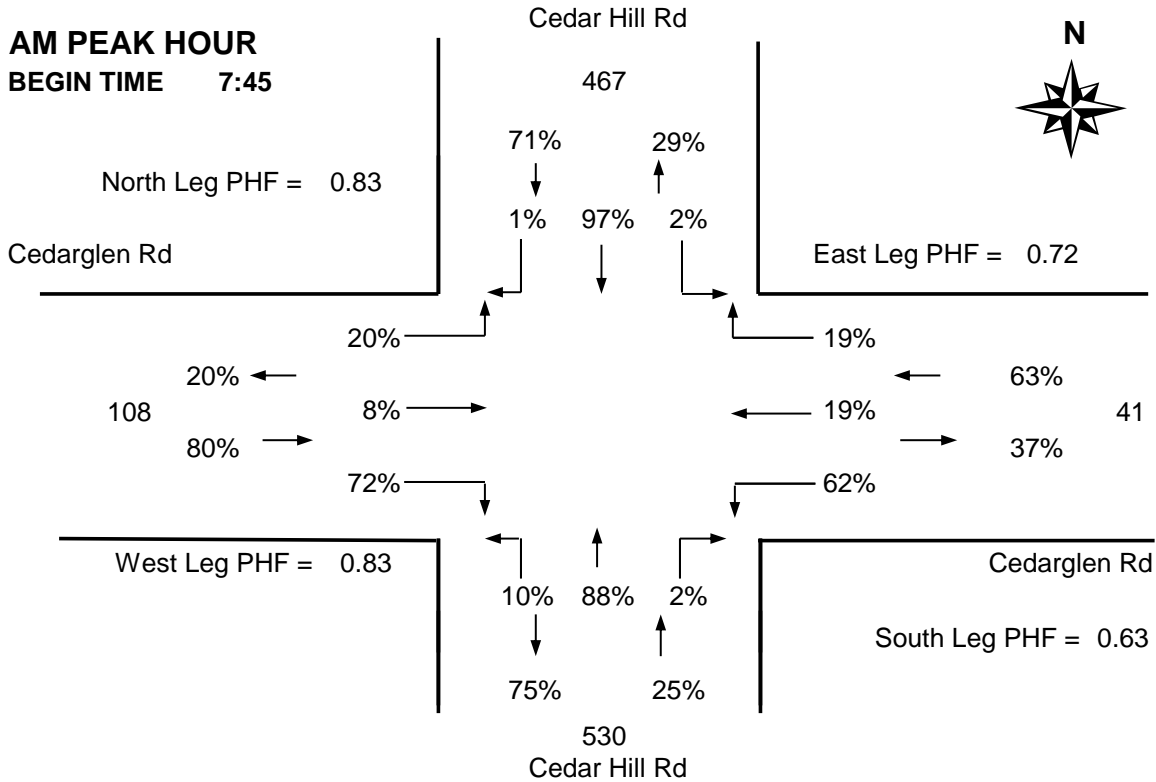


The data presented here is for information purposes only and should not be considered authoritative for construction, geotechnical, engineering, navigational, legal, or other site-specific uses. The information shared is owned by the Transportation Division of the Engineering Department at the District of Saanich. Accuracy is not guaranteed.

DISTRICT OF SAANICH 2017 TRAFFIC COUNTS

Major Route: Cedar Hill Road
Minor Route: Cedarglen Road
Date: Tuesday, October 17, 2017
Filename: Cedar Hill@Cedarglen-Oct17-2017.xls

Station #: TIN000532
Intersection Type: 4-leg
East/West Route: Cedarglen Road
Weather: Rain and wet



DISTRICT OF SAANICH 2017 TRAFFIC COUNTS

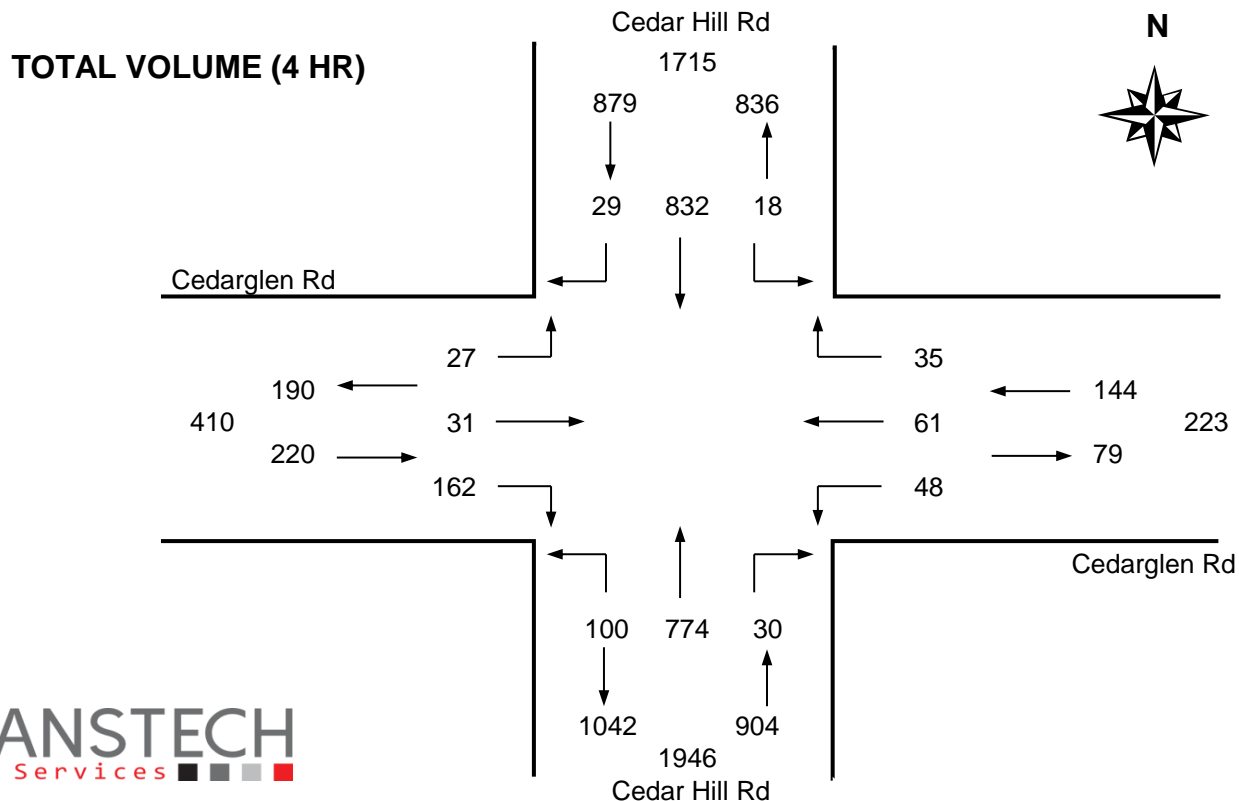
Major Route: Cedar Hill Road
Minor Route: Cedarglen Road
Date: Tuesday, October 17, 2017
Filename: Cedar Hill@Cedarglen-Oct17-2017.xls

Station #: TIN000532
Intersection Type: 4-leg
East/West Route: Cedarglen Road
Weather: Rain and wet

Comments:

Vehicle Data

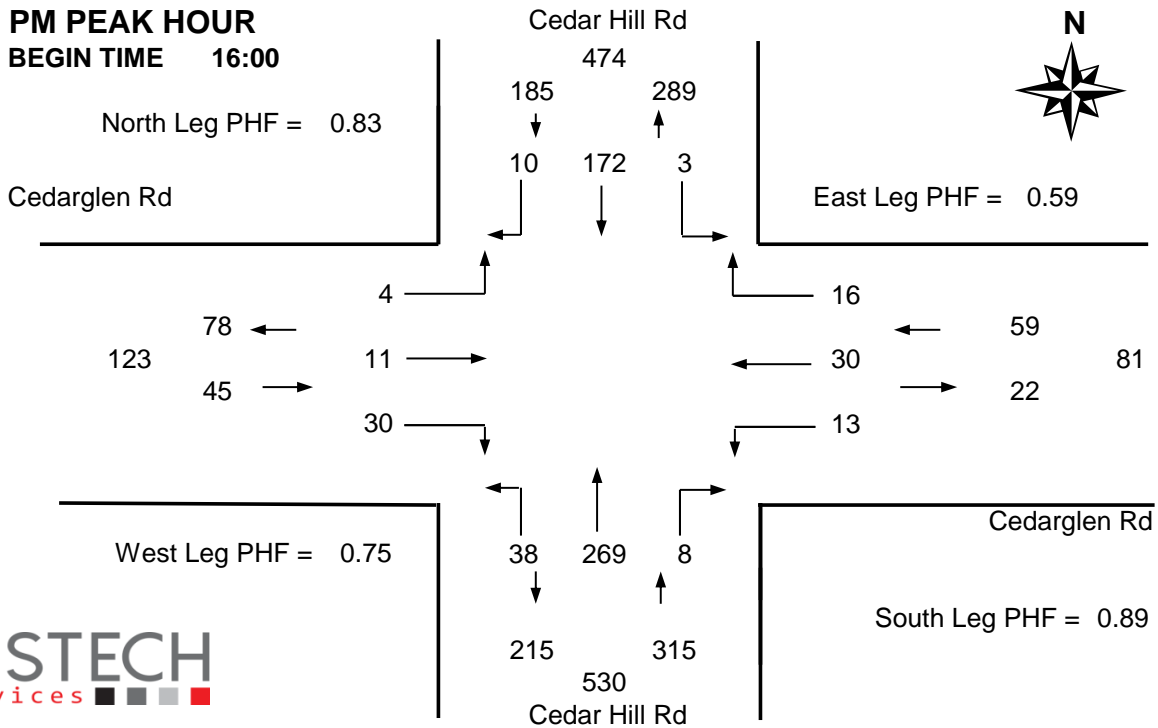
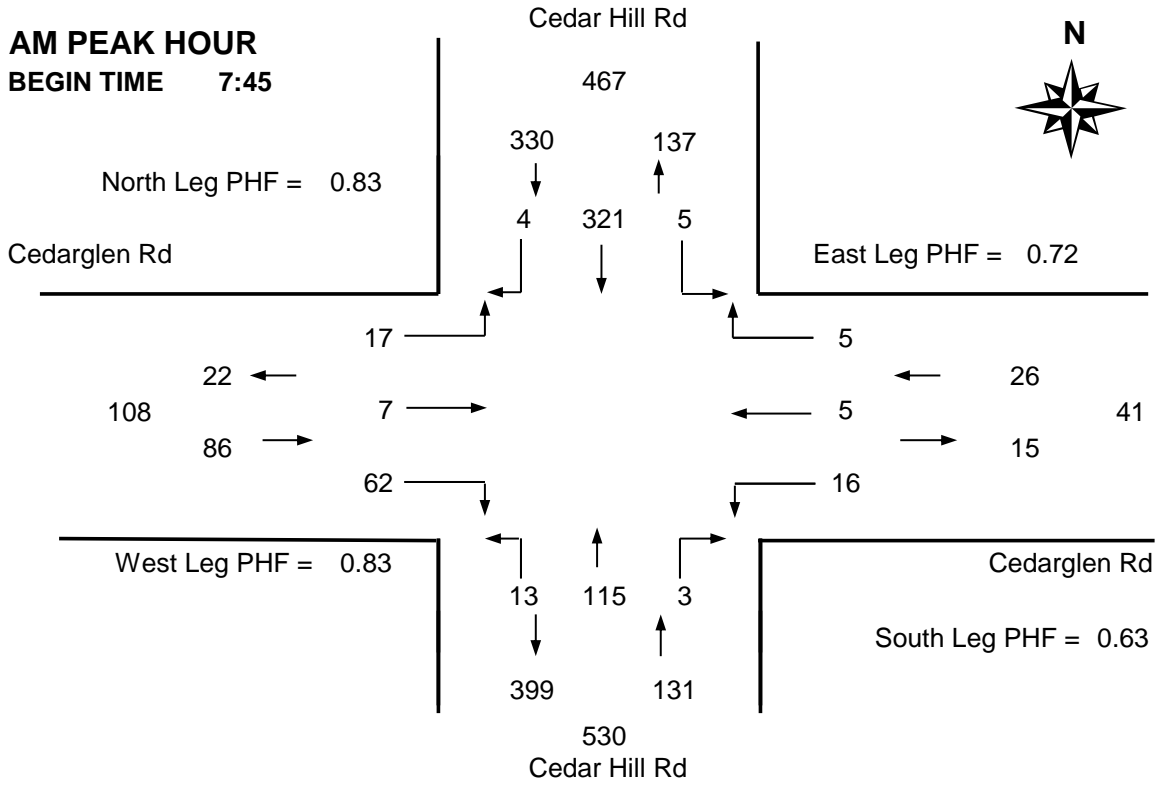
Time Period Starting	Cedar Hill Rd			Cedar Hill Rd			Cedarglen Rd			Cedarglen Rd			15 Min Total	Hourly Total	Pedestrians			
	From North			From South			From West			From East					N	S	W	E
	Left	Thru	Right	Left	Thru	Right	Left	Thru	Right	Left	Thru	Right						
7:30	0	68	0	1	22	0	2	4	15	2	2	0	116	-	0	0	0	0
7:45	1	97	2	3	14	2	3	2	21	6	1	1	153 *	-	0	0	0	0
8:00	1	77	0	1	14	0	3	1	14	3	0	2	116 *	-	0	0	0	0
8:15	1	83	1	4	41	0	3	1	18	2	2	0	156 +	541	1	1	0	1
8:30	2	64	1	5	46	1	8	3	9	5	2	2	148 *	573	1	0	0	0
8:45	5	62	3	3	46	3	0	1	9	3	3	0	138	558	0	1	0	2
9:00	1	51	1	1	27	1	0	2	7	2	1	0	94	536	1	0	0	0
9:15	0	27	0	5	20	3	0	1	6	1	2	2	67	447	0	0	0	1
Total	11	529	8	23	230	10	19	15	99	24	13	7	988	-	3	2	0	4
Pk Hr	5	321	4	13	115	3	17	7	62	16	5	5	573 *	-	2	1	0	1
Pk Hr Factor	0.63	0.83	0.50	0.65	0.63	0.38	0.53	0.58	0.74	0.67	0.63	0.63	0.92	* = Peak hour + = Peak 15 minutes				
	0.83			0.63			0.83			0.72								
15:30	1	38	2	12	59	6	1	0	5	3	4	4	135	-	0	0	0	0
15:45	0	33	0	7	68	2	2	2	9	4	5	3	135	-	0	1	0	0
16:00	1	53	2	11	56	2	0	1	8	0	6	4	144 *	-	0	1	0	0
16:15	1	32	0	10	76	2	2	4	3	1	7	3	141 *	555	0	0	0	1
16:30	1	44	5	6	63	3	1	1	10	5	4	4	147 *	567	3	0	0	0
16:45	0	43	3	11	74	1	1	5	9	7	13	5	172 +	604	0	0	0	1
17:00	2	35	2	8	70	1	0	2	11	2	4	1	138	598	0	4	0	1
17:15	1	25	7	12	78	3	1	1	8	2	5	4	147	604	1	0	0	1
Total	7	303	21	77	544	20	8	16	63	24	48	28	1159	-	4	6	0	4
Pk Hr	3	172	10	38	269	8	4	11	30	13	30	16	604 *	-	3	1	0	2
Pk Hr Factor	0.75	0.81	0.50	0.86	0.88	0.67	0.50	0.55	0.75	0.46	0.58	0.80	0.88					
	0.83			0.89			0.75			0.59								



DISTRICT OF SAANICH 2017 TRAFFIC COUNTS

Major Route: Cedar Hill Road
Minor Route: Cedarglen Road
Date: Tuesday, October 17, 2017
Filename: Cedar Hill@Cedarglen-Oct17-2017.xls

Station #: TIN000532
Intersection Type: 4-leg
East/West Route: Cedarglen Road
Weather: Rain and wet



DISTRICT OF SAANICH 2017 TRAFFIC COUNTS

Major Route: Cedar Hill Road
Minor Route: Cedarglen Road
Date: Tuesday, October 17, 2017
Filename: Cedar Hill@Cedarglen-Oct17-2017.xls

Station #: TIN000532
Intersection Type: 4-leg
East/West Route: Cedarglen Road
Weather: Rain and wet

Comments:

Bicycle Data

Time Period Starting	Cedar Hill Rd			Cedar Hill Rd			Cedarglen Rd			Cedarglen Rd			15 Min Total	Hourly Total
	From North			From South			From West			From East				
	Left	Thru	Right	Left	Thru	Right	Left	Thru	Right	Left	Thru	Right		
7:30	0	0	0	0	0	0	0	0	0	0	0	0	0 *	-
7:45	0	0	0	0	0	0	0	1	0	0	0	0	1 +	-
8:00	0	0	0	0	0	0	0	1	0	0	0	0	1 *	-
8:15	0	0	0	0	0	0	0	0	0	0	0	0	0 *	2
8:30	0	0	0	0	0	0	0	0	0	0	0	0	0	2
8:45	0	0	0	0	0	0	0	0	0	0	1	0	1	2
9:00	0	1	0	0	0	0	0	0	0	0	0	0	1	2
9:15	0	0	0	0	0	0	0	0	0	0	0	0	0	2
Total	0	1	0	0	0	0	0	2	0	0	1	0	4	-
Pk Hr	0	0	0	0	0	0	0	2	0	0	0	0	2 *	-
15x4	0	0	0	0	0	0	0	4	0	0	0	0	4 +	-

15:30	0	0	0	0	0	0	1	0	0	0	0	0	1 *	-
15:45	0	0	0	0	0	0	0	0	0	1	0	0	1 *	-
16:00	0	0	0	0	0	0	0	0	0	0	0	0	0 *	-
16:15	0	0	1	1	0	0	0	0	0	0	0	0	2 +	4
16:30	0	0	0	0	0	0	0	0	0	0	0	0	0	3
16:45	0	0	0	0	0	0	0	1	0	0	0	0	1	3
17:00	0	0	0	0	0	0	0	0	0	0	0	0	0	3
17:15	0	0	0	0	0	0	0	0	0	0	0	0	0	1
Total	0	0	1	1	0	0	1	1	0	1	0	0	5	-
Pk Hr	0	0	1	1	0	0	1	0	0	1	0	0	4 *	-
15x4	0	0	4	4	0	0	4	0	0	4	0	0	8 +	-

4 Hr	0	1	1	1	0	0	1	3	0	1	1	0	9	18
------	---	---	---	---	---	---	---	---	---	---	---	---	---	----

PEAK HOUR SUMMARY

